

## Fund Objective

The Fund aims to achieve steady capital gains with consistent income over the medium to long-term by investing in a diversified mix of Shariah compliant instruments

## Investor Profile

- Want to invest in Shariah-compliant securities and other approved instruments that meet requirements of the Shariah.
- Require liquidity but are willing to invest for the medium to long term.

## Investment Strategy

The portfolio has the flexibility of changing its asset allocation strategy depending on investment market condition. During a very positive equity market outlook, the typical asset allocation for Shariah-compliant equity to sukuk/Islamic deposits would be up to 95:5. In a prolong bear equity market, however, the asset allocation for sukuk/Islamic deposits to Shariah-compliant equity would be up to 90:10. The Fund may invest up to 30% its NAV in foreign Shariah-compliant securities.

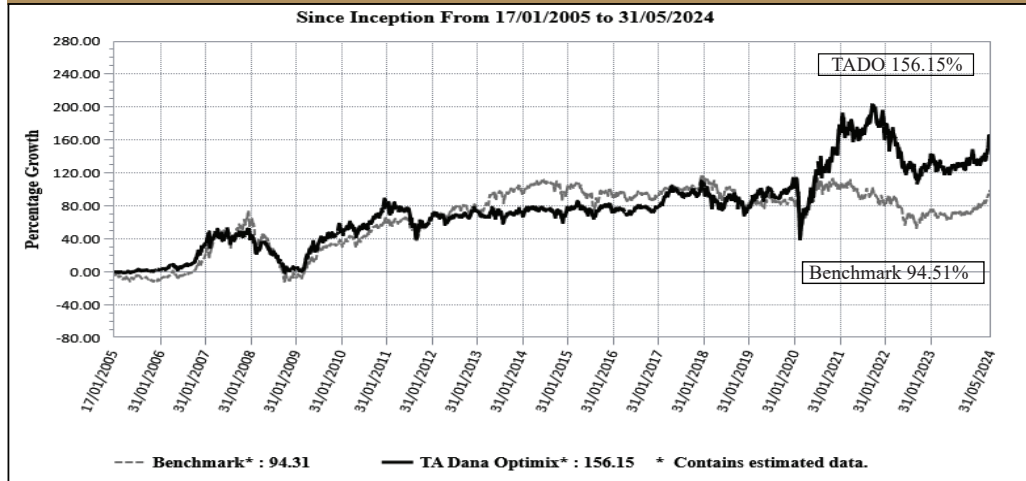
## Fund Details

NAV per unit	RM 0.2955
Fund Size	RM 25.14 million
No of Units In Circulation	85.08 million units
Fund Inception Date	17 January 2005
Financial Year End	31 January
Sales Charge	Cash : Up to 5.50% EPF : e-PPA : 3.00% EPF : i-Invest : 0.50%
Annual Management Fee	Up to 1.5% p.a of the NAV of the Fund
Annual Trustee Fee	Up to 0.055% p.a. of the NAV of the Fund
Trustee	CIMB Commerce Trustee Berhad
Shariah Adviser	BIMB Securities Sdn Bhd
Min. Initial Investment	RM 1,000
Min. Subsequent Investment	RM 100

## Distribution/Unit Split History

Declaration Date	Gross Distribution	Unit Split
30/01/14	3.0 sen per unit	Nil
30/01/15	3.0 sen per unit	Nil
29/01/16	3.0 sen per unit	Nil
31/01/17	2.0 sen per unit	Nil
30/01/18	2.5 sen per unit	Nil
31/01/19	1.5 sen per unit	Nil
31/01/20	2.0 sen per unit	Nil
29/01/21	2.0 sen per unit	Nil
31/01/22	2.0 sen per unit	Nil
31/01/23	1.5 sen per unit	Nil

## Fund Performance



## Cumulative Performance (%)

	1 month	6 months	1 year	3 years	5 years	Year To Date	Since Inception
Fund	5.88	10.51	16.29	-2.44	33.82	6.64	156.15
Benchmark*	2.54	13.39	16.84	-2.98	5.06	12.77	94.31

\* Benchmark: FTSE Bursa Malaysia Emas Shariah Index (FBM Emas Shariah)

Source: Lipper for Investment Management

## Annual Performance (%)

	2023	2022	2021	2020	2019	2018	2017
Fund	6.11	-22.04	16.25	23.94	16.06	-13.36	14.44
Benchmark*	0.46	-10.80	-6.81	10.11	3.85	-13.52	10.72

## Fund Price History

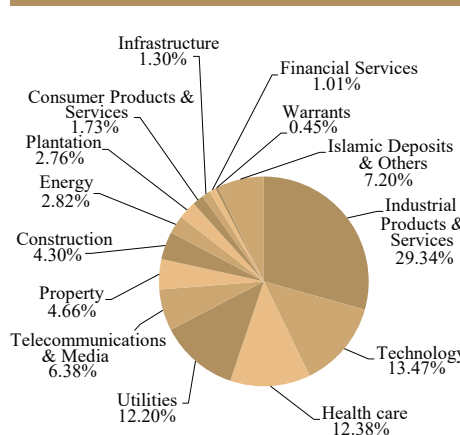
High	Low
Since Inception	Since Inception
26/02/07 0.6669	19/03/20 0.1903
YTD	YTD
23/05/24 0.3079	07/02/24 0.2656

\* YTD: Year To Date

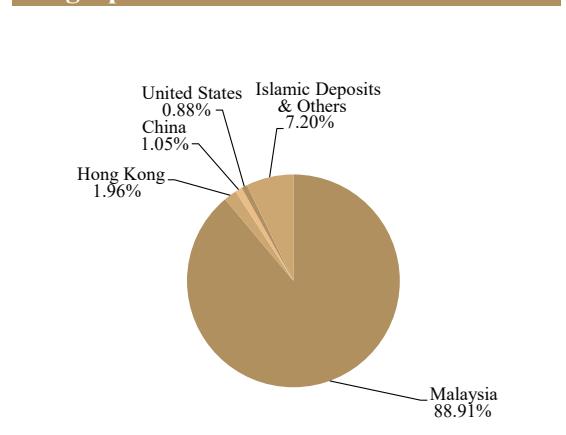
## Top Ten Holdings

	% NAV
1 TENAGA NASIONAL BHD	9.80
2 NEXTGREEN GLOBAL BHD	5.95
3 TELEKOM MALAYSIA BHD	4.87
4 HARTALEGA HOLDINGS BHD	4.55
5 BAHVEST RESOURCES BHD	4.53
6 IHH HEALTHCARE BHD	4.51
7 GREATECH TECHNOLOGY BHD	3.76
8 PRESS METAL ALUMINIUM HOLDINGS BHD	3.61
9 MALAYSIAN PACIFIC INDUSTRIES BHD	3.41
10 TOP GLOVE CORP BHD	3.32

## Asset & Sector Allocation



## Geographic Allocation



Based on the fund's portfolio returns as at May 2024, the Volatility Factor (VF) for this fund is 13.0 and is classified as "High" (source: Lipper). "High" includes funds with VF that are above 11.0 but not more than 14.5. The VF means there is a possibility for the fund in generating an upside return or downside return around this VF. The Volatility Class (VC) is assigned by Lipper based on quintile ranks of VF for qualified funds. VF is subject to monthly revision and VC will be revised every six months. The fund's portfolio may have changed since this date and there is no guarantee that the fund will continue to have the same VF or VC in the future. Presently, only funds launched in the market for at least 36 months will display the VF and its VC.

Neither the information nor any opinion expressed constitutes an offer, or an invitation to make an offer to buy or sell any securities or unit trusts. A copy of the Master Prospectus dated 22 March 2023 including its supplementaries (if any) has been registered with the Securities Commission Malaysia who takes no responsibility for its contents. These materials have not been reviewed by the Securities Commission Malaysia. Investors are advised to read and understand the contents of the Prospectus, copies of which are available from our offices, authorised consultants and distributors before investing. Investors should rely on their own evaluation to assess the merits and risks of the investment. If investors are unable to make their own evaluation, they are advised to consult professional advisers where necessary. Product Highlights Sheet ("PHS") is available and that investors have the right to request for a PHS; and the PHS and any other product disclosure document should be read and understood before making any investment decision. The price of units and distributions payable, if any, may go down as well as up. Investors should also compare and consider the fees, charges and costs involved and the risks when investing in the Fund such as market risk, currency risk and country risk before investing. Where past performance is quoted, past performance of the Fund is no indication of its future performance. Units are issued upon receipt of a duly completed application form referred to in and accompanying the Prospectus. Investors are advised that following the issue of additional distribution, the NAV per unit will be reduced from cum-distribution NAV to ex-distribution NAV. Investors are also advised that, where a unit split is declared, the value of their investment in Malaysian ringgit will remain unchanged after the distribution of the additional units.